

# Maintenance Mode






This feature provides you the possibility to set active configurations and sub-configurations of external system, which are connected via the ESPA 4.4.4 interface to EVALARM, into maintenance mode. Thus all messages of the connected system are temporarily are not processed and shown in EVALARM.

## Maintenance Mode - Web

Go to Alarm devices and then to external systems and open the ESPA-configuration you want to activate the maintenance mode for.



The upper picture shows the view of an user with the user role administrator.

WORKFLOWS USERS LOCATION MANAGEMENT LOGS Administration Cockpit				
SMS SYSTEMS E-MAIL SYSTEMS EXTERNAL SYSTEMS				
Type to search				
Name	Type	Initiator	Active	Actions
bmz	ESPA Server	Admin Groupkom	<input checked="" type="checkbox"/>	  

The picture below shows the view of an user with the user role emergency- and crisis team supervisor or emergency- and crisis team member with an [access right](#) to the maintenance mode.



These users only have the possibility to activate or deactivate the maintenance mode. They don't have the possibility to edit, deactivate or delete the configuration.






MAINTENANCE MODE Administration Cockpit				
EXTERNAL SYSTEMS				
Type to search				
Name	Type	Initiator	Active	Actions
bmz	ESPA Server	Admin Groupkom	<input checked="" type="checkbox"/>	 

You can activate the maintenance mode for the whole configuration or just for some sub-configurations (regular expression rules).

Name		bmz
Type		ESPA
Connection mode		Server
Active		<input checked="" type="checkbox"/>
Maintenance mode		<input checked="" type="checkbox"/>
Host / Port		https://as.overscan.com.ua / 10000
Initiator		Admin Groupkom
Regular expression rules	Fire	<input checked="" type="checkbox"/>
	Fire "1"	<input checked="" type="checkbox"/>
	Maintenance mode	<input checked="" type="checkbox"/>
System hint		Spawning (id-1[id-1]* Maintenance mode)

Last updated: 20.07.2020 11:01 Edit Delete

If you have access to maintenance mode and one of the configurations is in maintenance mode, this will also be displayed in the web-cockpit.

COCKPIT VISITORS ALARMS ALARM ARCHIVE DOCUMENTS Administration Cockpit				
Maintenance mode is active <span>View</span>				
COCKPIT				
Visitors				
Filter: All building sections Type to search				
Name	Company	Building sector	Company's contact	Planned visit duration
There is no data to show				
New EVALARM				
				

## Maintenance Mode - App

In the app you can find the maintenance mode in the app menu.

The feature is only provided to users with the user role administrator and users with the user role emergency- and crisis team supervisor or emergency- and crisis team member with an [access right](#) to the maintenance mode.

In the overview of the maintenance mode you can see all ESPA configurations and related sub-configurations (regular expression rules). The sub-configurations are foldable.

Here you also have the possibility to activate the maintenance mode for the whole configuration or just for some sub-configurations (regular expression rules).

