

5. Contact Lists

? Unbekannter Anhang

In emergency situations, access to current **contact lists** is important. With EVALARM, the necessary contact lists are available in an emergency.

With EVALARM, you can create one or more contact lists and attach them to the alerting process. In this way, contact lists can be specifically made available to specific persons.

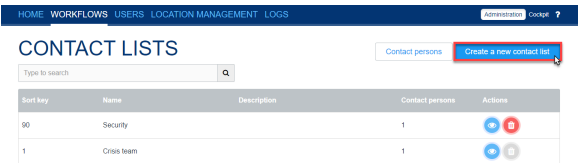
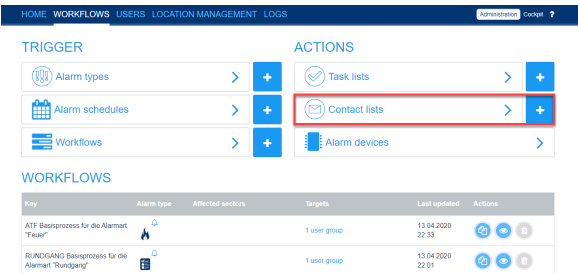
The centralized maintenance of the contact lists also eliminates their distribution in paper form and the timelines are maintained.

A further advantage is that the contact lists can only be viewed in an emergency and are thus protected.

Create contact lists

Contact lists can be created and edited in the administration area in the Web console.

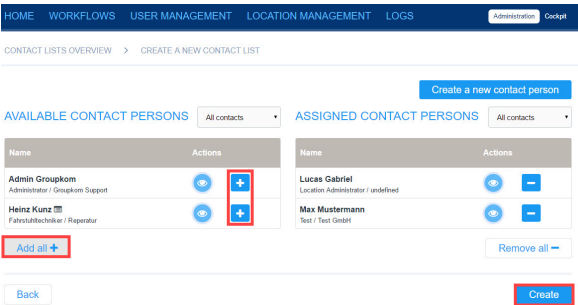
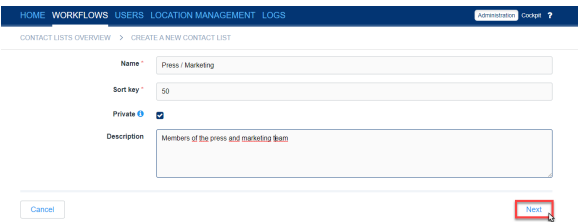
All contact lists are listed here.



New contact lists can be created here simply with names and a detailed description and contact persons can be added conveniently.

The **sort key** determines at which position the contact list will appear in the EVALARM App. The higher the sort key, the higher up the contact list.

If you mark the contact list as "private", the contact list will not be displayed for external alerted locations/users, if the contact list is configured in the workflow.



If certain users do not already exist, you can also add them later.

Create contact persons and link them with contact lists

In addition, you can also create specific **contact persons** among the contacts of a contact list.

Contact persons - as well as employees - are merely passive contacts without an active function within the alert process.

The screenshot shows the EVALARM interface with the 'CONTACTS' tab selected. The 'AVAILABLE CONTACT PERSONS' table lists several users. The 'ASSIGNED CONTACT PERSONS' table shows 'Jane Doe' assigned to 'Marketing Company'. A modal window 'CREATE A NEW CONTACT PERSON' is open, showing fields for Title, First name, Last name, Email, Company, Department, Position, Phone, and Mobile phone.

Name	Actions
Admin EVALARM Location Administrator	
christian kreuter	
Fahrtstehreparatur GmbH	
Gefahrenstoffe Institut	
Helma Kunz Chief Accounting Officer / Accounting	
John Williams Chief Executive Officer / Management	

Name	Actions
Örtliche Feuerwehr	
Örtliches Krankenhaus	

Remove all

Create a new contact person

CREATE A NEW CONTACT PERSON

Title: Mrs. Company: Marketing Company

First name: Jane Department: Marketing

Last name: Doe Position: Team Leader

Email: jane.doe@marketing.com Phone: 123456

Mobile phone: 25684256

☒ add to contact list

Create

They enable active users to access the contact information of important contact persons in situ.

This is useful, for example, when a fast connection to external technicians or security forces needs to be established.

The screenshot shows the EVALARM interface with the 'CONTACTS' tab selected. The 'AVAILABLE CONTACT PERSONS' table lists several users. The 'ASSIGNED CONTACT PERSONS' table shows 'Jane Doe' assigned to 'Marketing Company'. A modal window 'CREATE A NEW CONTACT PERSON' is open, showing fields for Title, First name, Last name, Email, Company, Department, Position, Phone, and Mobile phone.

Name	Actions
Admin EVALARM Location Administrator	
christian kreuter	
Fahrtstehreparatur GmbH	
Gefahrenstoffe Institut	
Helma Kunz Chief Accounting Officer / Accounting	

Name	Actions
Jane Doe Team Leader / Marketing	
Örtliche Feuerwehr	
Örtliches Krankenhaus	

Remove all

Create a new contact person

Linking Contact Lists to Workflows

For the right people to have the right contact lists at the right time, they must be linked to the alerts via the **workflows**.

To do this, select the appropriate process and click **view**, or simply create a new workflow, as desired.

In the **Action** panel, you can now add task and contact lists for the specific workflow.

WORKFLOW DETAILS

DETAILS TARGET ACTION

0

Contact lists

1

Task lists
BRAND

Last updated 28.02.17 17:21

Edit

CHOOSE ONE OR MORE CONTACT LISTS

AVAILABLE CONTACT LISTS

Name	Contact persons	
Ersthelfer Alle verfügbaren Ersthelfer	2	+
Werkchutz Mitarbeiter Werkchutz	2	+
Add all +		

ASSIGNED CONTACT LISTS

Name	Contact persons	
Press / Marketing Members of the press and marketing team	2	-
Security Security Team	2	-
Remove all -		

Save

Task lists
BRAND

Browse

Last updated 28.02.17 17:21

Cancel Update